



Fall Family Assessment Information

Lake Nona High School
Fall 2023

Family Assessment Information Presentation

Purpose:

To support student's academic growth by providing families with:

- General assessment information
- Reports available to families
- Additional resources

- 
- **Progress Monitoring Information**
 - **Family Reports**
 - **Test Results Activity**
 - **Resources**
 - **Contact Information**

Progress Monitoring Information



Terms to Know (click for documents)

Assessment – Acronyms to Know

ACCESS for ELLs	Assessing Comprehension and Communication in English State-to-State for English Language Learners
AICE	Advanced International Certificate of Education (Cambridge)
AP	Advanced Placement
B.E.S.T.	Benchmarks for Excellent Student Thinking
CAS	Comprehensive Assessment System
CBT	Computer-Based Test
CFE	Common Final Exams
DIBELS	Dynamic Indicators of Basic Early Literacy Skills
ELA	English Language Arts
EOC	End-of-Course Exams
ESE	Exceptional Student Education
ESOL	English Speakers of Other Languages
FAA	Florida Alternate Assessment
FAST	Florida Assessment for Student Thinking
FCLE	Florida Civics Literacy Exam
FRS	Florida Reporting System
FSA	Florida Standards Assessment
FSAA	Florida Standards Alternate Assessments
FAA	Florida Alternate Assessment
IB	International Baccalaureate

Terms to Know

Achievement Level: Range from 1 to 5, with Level 1 being the lowest and Level 5 being the highest. Achieving a score of Level 3 or higher is considered on-grade-level mastery and is the passing score for each assessment.

Benchmark: A specific statement that describes what students should know and can do.

Computer-adaptive Test: An assessment that adjusts the difficulty of questions and adapts to student responses to measure their content proficiency.

Percentile Rank: Indicates how well a student performed in comparison to students that took the same test in the state of Florida.

Progress Monitoring: Provides teachers, students and parents real-time, immediate and actionable data at the beginning, middle and end of the school year to drive student improvement.

Reporting Category: Broad content areas into which assessed student knowledge and skills are grouped.

Scale Score: Used to report student results on the entire test on the applicable scale.

Progress Monitoring: *Overview*

Progress monitoring provides teachers, students and parents timely and actionable data meant to improve student outcomes. These assessments occur at multiple points in the school year.

State

FAST ELA

Local

Progress Monitoring
Activities
Progress Checks
Standards-Based Unit
Assessments*

*Occurs after each unit

Progress Monitoring: *Grades 9-12*

State		Grade 9	Grade 10	Grade 11	Grade 12
Local					
FAST Reading					
PMA		Biology*		U.S. History*	
PC		Algebra*	Geometry*		
SBUA					

*Based on enrollment

FAST ELA

Overview

Computer-adaptive tests administered three times per school year to students in the following grades:

- FAST ELA (Grades 3-10)

Each FAST PM event covers the full-year content expectations for a particular grade level and subject.

Purpose

- PM1: To provide a baseline score for teachers to track student progress in learning the B.E.S.T. Standards
- PM2: To provide a mid-year score to compare to the baseline score from PM1
- PM3: To measure mastery of the B.E.S.T. Standards at the end of the school year

Session(s)

Each subject's test is administered in one session and students only take one subject test per day.

Students may continue working for up to the length of a typical school day, if needed.

Star Algebra and Star Geometry PC

Overview

Computer-adaptive tests used for progress monitoring purposes administered to students in grades 7-12 who are enrolled in the following courses:

- Algebra I
- Geometry

Purpose

To provide immediate feedback to teachers and administrators on students mathematical ability in either Algebra I or Geometry.

Session(s)

Consists of 34 questions administered in one session which takes about 20-30 minutes on average.

If a calculator or reference sheet is needed for a question, it will appear on the computer screen.

Scratch paper and pencils will be provided to students.

Progress Monitoring Activities (PMA)

Overview

Computer-based activities aligned to state standards for the following subjects:

Elementary School

- Grade 5 Science

Middle School

- Grade 6 Science
- Grade 7 Science
- Grade 8 Science
- Civics

High School

- Biology
- U.S. History

Purpose

To monitor how well students learn the course standards presented throughout the school year

To determine where remediation or intervention might be necessary prior to the administration of state assessments

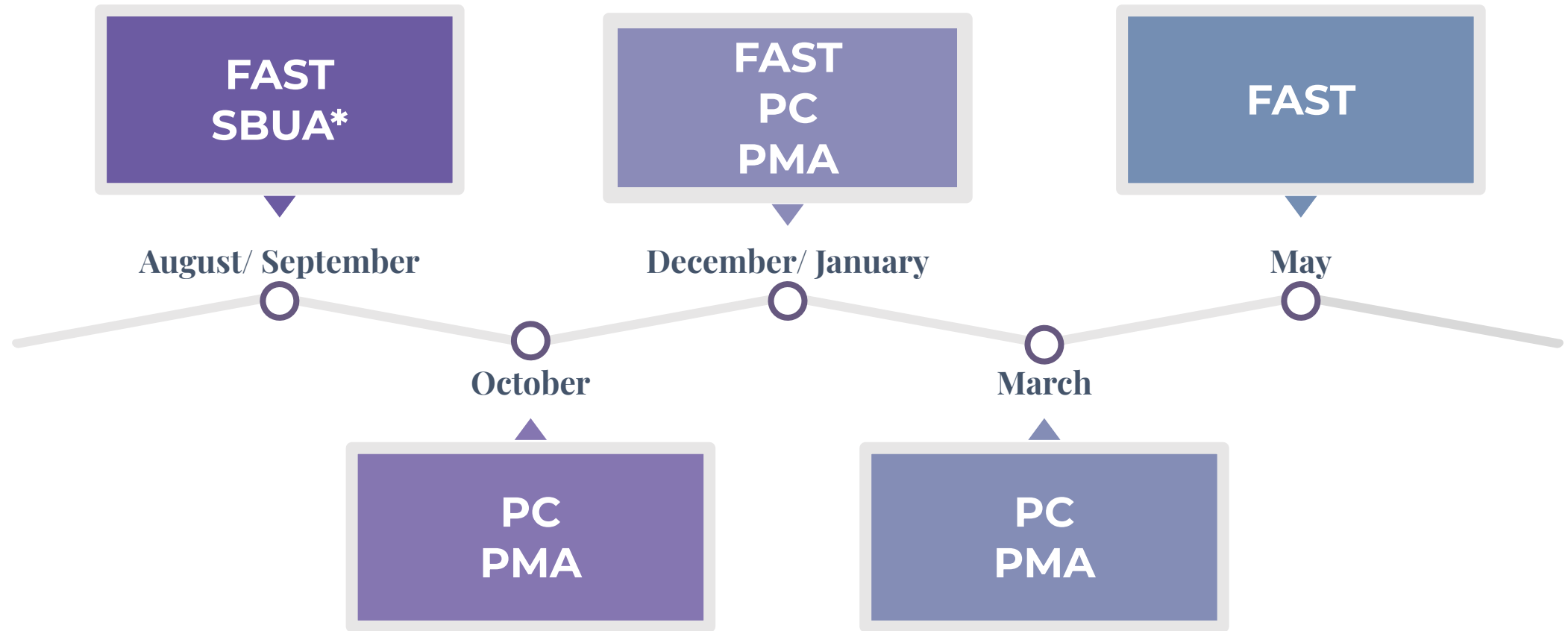
Session(s)

Administered in one class period

PMAs for Quarter 1 and Quarter 2 contain 25 multiple choice questions from the standards covered in those quarters

Quarter 3 PMAs contain 50 questions based on information from the entire school year so far

Progress Monitoring: *Timeline*



*Standards-Based Unit Assessments will be administered continuously throughout the school year

Family Reports



Grades 3-10: *Individual Student Reports*

Who does this apply to?

Students in grades 3-10 will take FAST Reading and grades 3-8 will take FAST Mathematics.

When will the tests be given?

Administration	Grades 3 – 10
PM1	August 22 – September 22
PM2	December 5 – January 19
PM3	May 1 – May 23

Reporting Individual Student Report

STUDENT, SAMPLE
Student ID: FL000008675309 | Student DOB: 1/1/2008 | Enrolled Grade: 9
Date Taken: 12/14/2023 | Test Reason: PM2 2023-24

Grade 9 FAST ELA Reading 2023-2024
ORANGE
SUNNY HIGH

Scale Score: 298 Achievement Level: Level 1

How Did Your Student Do on the Test?

407
370
355
343
328
298
275

Level 5 Mastery: Students who score in Level 5 demonstrate mastery of the B.E.S.T. Standards for their grade. They are highly likely to excel in the next grade.

Level 4 Proficient: Students who score in Level 4 demonstrate proficiency in the B.E.S.T. Standards for their grade. They are likely to excel in the next grade.

Level 3 On Grade Level: Students who score in Level 3 demonstrate on grade level mastery of the B.E.S.T. Standards for their grade. They may need additional support to excel in the next grade.

Level 2 Below Satisfactory: Students who score in Level 2 demonstrate a below satisfactory level of mastery of the B.E.S.T. Standards for their grade. To be prepared for the next grade, they are likely to need substantial support.

Level 1 Inadequate: Students who score in Level 1 demonstrate an inadequate level of mastery of the B.E.S.T. Standards for their grade. To be prepared for the next grade, they are highly likely to need substantial support.

Score
298

How Does Your Student's Score Compare?

Name	Average Scale Score
Florida	333
ORANGE	333
SUNNY HIGH	340

Please note, for the 2022-2023 school year and PM1 of the 2023-2024 school year, student achievement levels are provisional, and are linked to the 2021-2022 reporting scale, as required by Florida law. For PM2 of the 2023-2024 school year and beyond, scores will be reported on a new scale after the State Board of Education adopts new student achievement expectations in fall of 2023.

Percentile rank will be reported after the PM window closes. This rank will indicate where your student's performance falls compared to all other students who took the same test in this window.

Please visit the FAST Portal at www.flfast.org to access additional information and resources, including a Parent Guide that explains each element of this report and what it means for your student.

Students in grades 3-5 who scored a Level 1 or Level 2 may be eligible to receive free books on a monthly basis through the New Worlds Reading Initiative. Visit <http://thenewworldsreading.com> for more information.

Students in grades 3-5 who scored a Level 1 or Level 2 may be eligible for a \$500 reading scholarship to be used for instructional materials, tutoring, and summer or after school educational programs. Visit <http://stepupforstudents.org/reading> for more information.

Please note, the information in the comparison table is based on the averages at the time this report was generated.

How Did Your Student Perform on Different Areas of the Test?

The table and the graph below indicate student performance on individual reporting categories. The black dot indicates the student's performance in each reporting category. The lines to the left and right of the dot show the range of likely scores your student would receive if he or she took the test multiple times within this testing window.

Category	Achievement	Achievement Level	Achievement Level Description
1. Reading Prose and Poetry		Below the Standard	The student's performance is below the standard.
2. Reading Informational Text		Below the Standard	The student's performance is below the standard.
3. Reading Across Genres & Vocabulary		Below the Standard	The student's performance is below the standard.

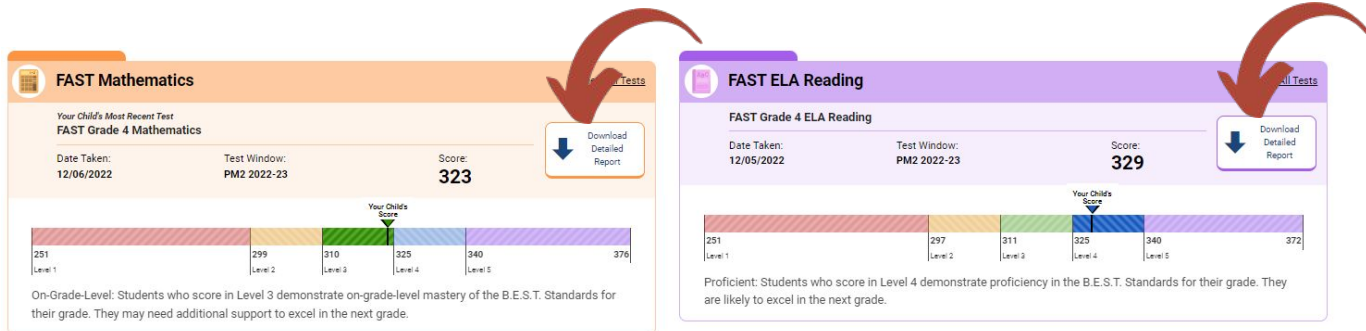
Skyward: *Parent Portal*



Who does this apply to?

The Parent Portal displays all of your student's scores for the FSA, FAA, and FAST assessments.

For help in interpreting your student's scores, click on the Download Detailed Report button* and then Resources for Understanding Student Reports.



*Download Detailed Report is only available for grades 3-10.

How to Access State Assessment Scores in Skyward Parent Portal

Use this document to access your child's scores from the Florida Assessment of Student Thinking (FAST) and various other statewide assessments.

- 1 OCPs Homepage**
Visit the OCPs Homepage at www.ocps.net and use the Quick Links (half way down the page) to access the Parent Portal.
- 2 OCPs Parent Portal**
Sign into your parent account using either your email or phone number and your password. If you do not have an account, select Setup and follow the guide.
- 3 Skyward (Parents)**
Select the Skyward (Parents) button on your Launchpad Dashboard. If you have multiple children, make sure you select which child you wish to view.
- 4 District Links**
Locate the District Links in the upper right-hand corner of the page. When you click it, the District Links will drop down. Select State Assessment Scores.
- 5 State Assessment Scores**
In the Family Portal, you can view your child's performance on each state test for the current school year as well as previous years.

Skyward Parent Portal – *Walkthrough*



Test Results Activity



High School Test Results – *Scenario*

Your child comes home from school and you find a folder in their backpack. Inside the folder you find results from the recent FAST Reading and a document from the teacher which includes scores from other recent tests.


Directions: Scan the QR code. Read through the reports. Look for clues to figure out how “your child” is doing. Consider the following:

- How are they doing at first glance?
- Do you notice any patterns?
- What will you celebrate?
- What area(s) are concerning to you?




Resources






Assessment Family Resources

[Orange County Public Schools](#) / [Departments](#) / [Research, Measurement and Strategy](#) / [Assessment Family Resources](#)



Assessment Family Resources

Assessment Family Resources provides an overview of the assessments Orange County Public Schools (OCPS) students will take during the 2022-23 school year. Assessments listed include the new Florida Assessment of Student Thinking (FAST), which replaced the Florida Standards Assessment (FSA). This site contains a variety of resources to assist you in becoming familiar with the new testing platforms, navigating the process and preparing your student for these assessments.



OCPS | How Have Assessments Changed




Watch on  YouTube

What State Assessments Will My Student Take?

OCPS students may take any of the following assessments during the 2022-23 school year:



ocps.net



1. **Departments**
2. **Research, Measurement, and Strategy**
3. **Assessment Family Resources**



Progress Monitoring: *Families*

Daily
discussions

Monitor
Canvas
progress

Reach out to
the teacher

Routine
Skyward
checks

Review
assessment
results

Schedule a
conference

Who to contact with questions

Cristina Dry

**LNHS CRT/CAS EXPERT
(Scores and data)**



cristina.dry@ocps.net



4079568300 ext. 6172451

Jamie Quinn

**FAST/FSA/EOC's (All state
and district testing)**

jamie.quinn@ocps.net

4079568300 ext. 6172842

Jennifer Fountaine

**AP Testing/SAT School
Day/ACT School
Day/PSAT/PERT**

jennifer.fountaine@ocps.net

4079568300 ext. 6172618

Thank you for supporting your student and LNHS